

# Dolor, Rubor, et Calor: Vaccine-Preventable Diseases, Influenza and Respiratory Diseases

Stacy Tressler, PhD, MPH  
Vaccine-Preventable Disease Epidemiologist  
Maria del Rosario, MD, MPH  
Director of Surveillance  
2023 Infectious Disease Public Health Training  
June 8, 2023



# Objectives

1. Describe the reporting process and requirements for reportable infectious diseases in West Virginia.
2. Increase awareness of the significance of complete and prompt disease investigation and response.
3. Discuss the role of public health in disease management and outbreak response.
4. Review the steps of case investigation using a case-based scenario.

# Public Health Surveillance and Disease Investigation

# What is Surveillance?

- Public health surveillance is “the ongoing, systematic collection, analysis, and interpretation of health-related data essential to planning, implementation, and evaluation of public health practice.”<sup>1</sup>
- Goal – Provide information that can be used for public health action.
- One potential source of surveillance data is from **disease investigations**.
- Drivers of infectious disease surveillance – W. Va. Code (including the Reportable Disease Rule), grant requirements, and professional/ethical obligations

<sup>1</sup> <https://www.cdc.gov/training/publichealth101/surveillance.html>

# Goals of Disease Surveillance and Investigation

- Identify patients and their contacts for treatment and intervention
- Guide immediate action for cases of public health importance
- Estimate disease status and population behavior
- Determine disease trends
- Detect epidemics, health problems, and changes in health behaviors
- Guide the planning, implementation, and evaluation of programs to prevent and control disease
- Prioritize the allocation of health resources

## Local Health Department (LHD) roles related to disease surveillance and investigation:

- Annually **notify reporting sources** of reporting requirements
  - Healthcare providers (HCP), facilities, and labs
  - Provide education to reporting sources that fail to comply
- **Investigate** cases, **identify contacts**, look for undetected and unreported cases, and implement the prevention and control methods
- Report any disease or condition listed in the reportable disease rule to the Bureau **within the time frame** specified in each category

# Timeliness of Response to LHD

## IMMEDIATE NOTIFICATION

- Outbreaks
- Novel pathogens
- Rubella (German Measles)
- Rubeola (Measles)

## WITHIN 24 HOURS

- Diphtheria
- *Haemophilus influenzae*, invasive
- Meningococcal infection, invasive
- Mumps
- Pertussis
- Emerging pathogens

## WITHIN 72 HOURS




- Coronavirus Disease 2019 (COVID-19)

## WITHIN 1 WEEK

- Acute Flaccid Myelitis (AFM) – investigate ASAP
- Varicella – aggregate
- *Streptococcus pneumoniae*, invasive
- Toxic shock syndrome

# Case Investigation Resources

- West Virginia Department of Health and Human Resources (DHHR), Division of Infectious Disease Epidemiology (DIDE) Epi on-call
- DHHR's Office of Epidemiology and Prevention Services DIDE website
- Disease protocols
- Pink Book
- Red Book
- Purple Book
- Centers for Disease Control and Prevention (CDC) website





## 1. Utilize Disease Protocol

- **Ascertain case** – review clinical presentation, lab results
  - Measles: IgG acute and convalescent titer
  - Mumps: PCR or culture only
  - Was specimen collected from appropriate source?

**GOAL: Detect cases and determine trend using standardized criteria.**

- **Determine communicability**
  - Onset of infectious period, identify exposed

**GOAL: Guide immediate action to protect the public; prioritize resources.**

- **Collect information about case** – exposure, strain, case vaccination, etc.
  - Travel, other risk factors
  - Strain – *H. flu*, *N. meningitidis*, *S. pneumo*.

**GOAL: Guide immediate action to protect the public, prioritize resources, identify behavior and social factors that impact public health.**

- **Identify Contacts**

- Type of exposure – close contact, household, and healthcare worker

**GOAL: Guide immediate action to protect the public, prioritize resources, identify behavior and social factors that impact public health.**

- **Testing** – specimen collection, susceptibility testing

- What specimens to collect? – source
- Do you have the necessary collection kits, shipping process, timing of shipment to DHHR's Office of Laboratory Services (OLS)?
- Additional testing needed – susceptibility, molecular testing to identify strain

**GOAL: Ascertain case, guide planning, implementation, and disease control (e.g., guide treatment using susceptibility testing, molecular characterization can influence vaccine development and determine vaccine target population, etc.).**

## 2. Provide guidance to caller

- **Infection Prevention and Control Measures** – document in the West Virginia Electronic Disease Surveillance System (WVEDSS)
  - Who needs isolation or quarantine?
  - Case treatment and prophylaxis started on time?
  - Contacts on appropriate treatment?
  - Precautions to implement – airborne vs. contact vs. standard.
  - Materials to implement precautions – masks, gown, etc.
- When is **case not infectious**? – see protocol
- **Guidance to public, HCP** – see OEPS page for sample letters

**GOAL: Immediate action, prevent disease spread, prioritize resources, mitigate misinformation.**

## 3. Notify DIDE on-call

- For **IMMEDIATE** and **24-HOUR** Reportable Conditions
- What was **advised** to caller?

**GOAL: Coordinate facility, local, state (and federal) response, notify agency authorities, and request state assistance.**

## 4. Report in WVEDSS

- **Complete the information**, document response in WVEDSS *Public Health Action*
- Documented information **is correct and consistent**
  - If there is documentation of antimicrobial susceptibility, make sure it is reflected correctly on the report (e.g., Notes section)
  - Make sure vaccine information is complete
- **LHD** – Two weeks to complete investigation
- **Regional Epi** – One week to complete investigation then submit to State Review
  - Assist LHD with investigation
  - Document activities in WVEDSS
  - Document if patient/contact is lost to follow-up
- **Varicella** – collect from schools, report weekly aggregate case data in WVEDSS

**GOAL: Correctly estimate disease status, determine disease trend, guide planning and evaluation to control disease spread, and resource allocation.**

## 5. Report Deaths as Cases to LHD

- **Influenza** – under 18 years old
- **RSV** – 5 years old and younger
- **Varicella** – all deaths

**GOAL: Determine human factors and health practices, determine trend, etc.**

## 6. Recruit Sentinel Providers

- For more information, contact the Influenza Epidemiologist

**GOAL: Contribute to United States data, determine trend, resource allocation.**

# Case Investigation Scenario

# The Call...

On Friday at 3:45 p.m., the infection preventionist (IP) from the local hospital calls the LHD to report that a 7-month-old girl was brought to the emergency room (ER) because of high fever, cough, and difficult to console. The infant has been sick for two days. The family just returned from India 10 days ago following a 2-week visit.

During the interview, the physician noted a dark pink rash on the girl's face. The doctor suspects measles.

# What Should You Do?

- A. Go home and deal with it on Monday.
- B. Tell the IP that measles are a thing of the past and it's probably nothing to worry about.
- C. Wait for lab confirmation since you really don't have anything to go on other than the physician's suspicions.
- D. Immediately notify the regional epi and the DIDE Epi on call.

## **IMMEDIATE Notification**

- Outbreaks
- Novel pathogens
- Rubella (German Measles)
- **Rubeola (Measles)**



# Can This Really Be Measles?

## **Measles declared eliminated in the United States in 2000**

- Last case in West Virginia in 2009
- Does not imply zero incidence
- Highly effective vaccine
- Strong public health response to each case

## **Epidemiology of measles during elimination characterized by:**

- Travelers who get measles abroad and bring it to the United States, and/or
- Further spread of measles in United States communities with pockets of unvaccinated people

## **What's next?**

- COVID-19 has increased the risk of measles outbreaks
- Decline in childhood vaccinations due to healthcare disruptions during pandemic
- Increase in international travel after the pandemic
- Dramatic increase in the number of measles outbreaks worldwide

# In the News



Washington Post

<https://www.washingtonpost.com> › health › 2019/04/29

## U.S. officials say measles cases hit 25-year record high


Apr 29, 2019 — **More** than 500 of the 704 people sickened in 22 states were not vaccinated. ... At least 704 people in the United States have been sickened this ...

The Kentucky Department for Public Health identified a confirmed case of measles in an unvaccinated individual with a history of recent international travel. While infectious, the individual attended a large religious gathering on February 17–18, 2023, at Asbury University in Wilmore, Kentucky. Mar 9, 2023

## Measles Outbreak in Ohio Infects 82 Kids, Most of Them Unvaccinated

<https://www.usnews.com/news/health-news/articles/2022-12-30/measles-outbreak-in-ohio-inf>

Dec 30, 2022 ... Since details of the first measles cases were announced last month by Columbi



Did you know that measles can be found around the world?

[Global Measles Outbreaks](#)

GOATS AND SODA

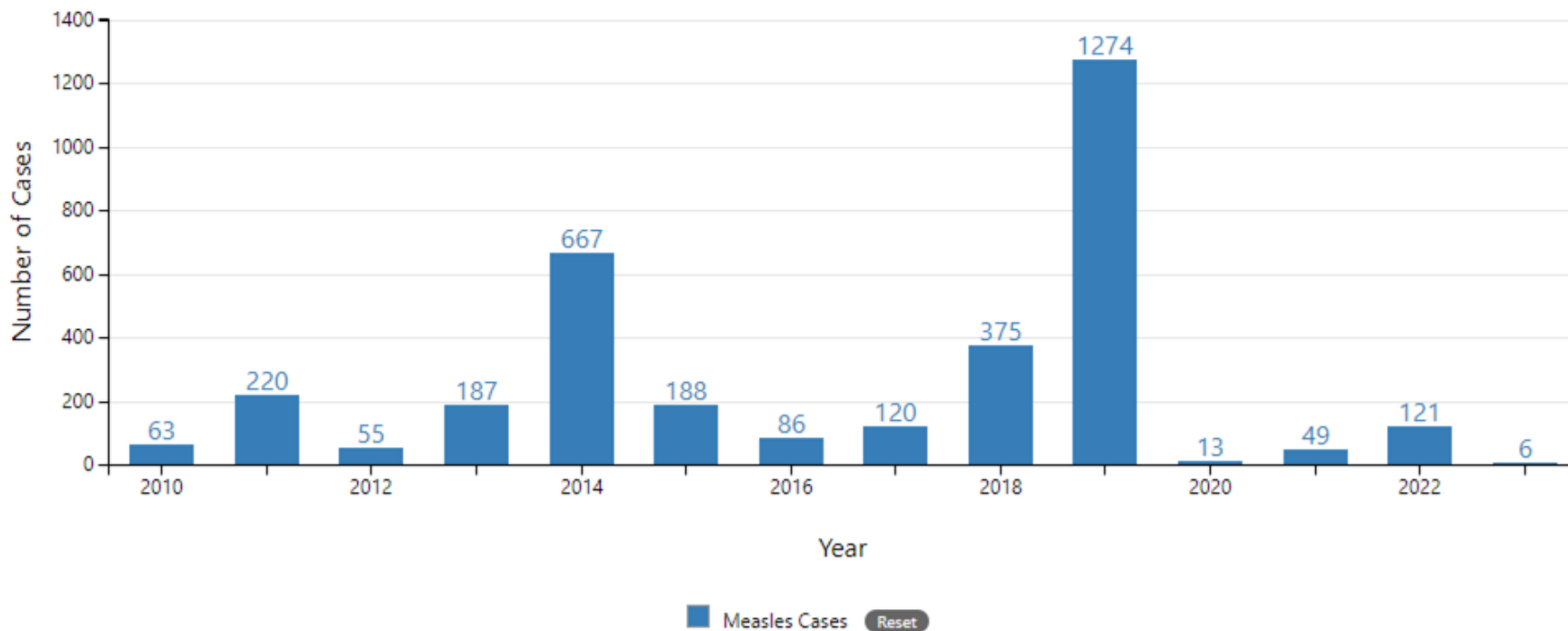
## Why millions of kids aren't getting their routine vaccinations

by Rhitu Chatterjee

April 19, 2023 • ...already seeing rising cases of the infectious diseases that these childhood vaccines protect against. "We're seeing a pretty unprecedented number of measles outbreaks," says O'Brien. Last year, 33 countries reported "large or disruptive cases of measles," he says. "That's compared to 22 countries in the previous year." And the total number of measles cases doubled from 2021 to 2022, says Keeley, with major outbreaks in India, Somalia, Nigeria, Afghanistan and Ethiopia. Measles...

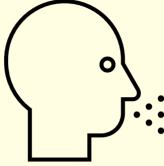
# Measles Cases

## Number of Measles Cases Reported by Year, United States, 2010-2023\* (N = 3,424)



\*As of March 30, 2023

## Rubeola (Measles)

- Acute, febrile rash illness caused by the measles virus
- Transmission
  - Lives in nose and throat of infected people 
  - Spreads through direct contact with large respiratory droplets **and**
  - Airborne spread
    - The virus can live for up to 2 hours in an airspace after infected person leaves an area.
- Highly communicable
  - $R_0 = 12$  to 16
  - Person infectious from 4 days before to 4 days after rash onset

**Incubation period:** ~8-12 days to start of prodrome

**Prodrome** lasts 2- days

- Fever as high as 104°
- “The 3 C’s”: cough, coryza (runny nose), and conjunctivitis (red, watery eyes)
- Koplik spots – tiny white spots on mucus membranes 2-3 days after symptoms begin

**Rash** begins 14 days after exposure and 2-6 days after initial symptoms

- Rash onset date is “day 0”
- Macupapular rash that begins at hairline and spreads downward to the neck, trunk, arms, legs, and feet

## **Complications include:**

- Otitis media
- Pneumonia
- Acute encephalitis
- Seizures, neurological
- Death
- Subacute sclerosing panencephalitis
- Pregnant women – premature labor, spontaneous abortion

## **High-risk for severe illness and complications:**

- Infants and children younger than 5 years old
- Adults 20 years and older
- Pregnant women
- People with compromised immune systems, such as from leukemia and HIV infection

## Risk factors increasing the likelihood of measles diagnosis:

- Born after 1957 and has not been vaccinated against measles
  - Born before 1957 = presumptive evidence of immunity
- International travel in the 21 days prior to rash onset
- Is living or visiting a community where there is a measles outbreak

## Measles outbreaks

In a given year, more measles cases can occur for any of the following reasons:

- an increase in the number of travelers who get measles abroad and bring it into the U.S., and/or
- further spread of measles in U.S. communities with pockets of unvaccinated people.

# Back to the Scenario

On Friday at 3:45 p.m., the IP from the local hospital calls the LHD to report that a 7-month-old girl was brought to the ER because of high fever, cough, and being difficult to console. The infant has been sick for two days. The family just returned from India 10 days ago following a 2-week visit.

During the interview, the physician noted a dark pink rash on the girl's face. The doctor suspects measles.

**Given the information we just reviewed, would you initiate an investigation? If so, why?**

Yes, one case, or suspect case, of measles is an outbreak and should be investigated.



## What immediate steps should be taken?

1. Ensure the patient is:
  - Wearing a mask (if able)
  - Placed on airborne and standard precautions in an airborne infection isolation room (preferred) or in a room with the door closed
  - Cared for by HCP with evidence of measles immunity
  - Kept in isolation until four days after rash onset – infectious four days before/after rash onset
2. Call the DIDE Epi on-call to report the case and for further guidance
3. Reference the measles protocol
4. Obtain the clinical information using the measles report form

# Case Report Form Clinical Information



## Measles (Rubeola)

### PATIENT DEMOGRAPHICS

Report name: \_\_\_\_\_ Address: \_\_\_\_\_ Phone: \_\_\_\_\_

### \*CLINICAL

Physician Name: \_\_\_\_\_ Physician Facility : \_\_\_\_\_

Physician Address: \_\_\_\_\_ Phone: \_\_\_\_\_

**Hospital** \*Was patient hospitalized for this illness?  Y  N  U

If yes: Hospital name: \_\_\_\_\_ Admit date: // \_\_\_\_\_ Discharge date: // \_\_\_\_\_

**Condition** Diagnosis date: \_\_/\_\_/\_\_\_\_ \* Illness onset date: \_\_/\_\_/\_\_\_\_ Illness end date: // \_\_\_\_\_

**Y N U**

Did the patient have a rash? If yes: Rash onset date: // \_\_\_\_\_ Rash duration (in days) \_\_\_\_\_

Was the rash generalized?  Y  N  U  Celsius

Did the patient have a fever? If yes: Fever onset date: \_\_/\_\_/\_\_\_\_ Highest measured temperature \_\_\_\_\_°  Fahrenheit

**Symptoms** Did the patient have any of the following:

**Y N U**

Cough

Coryza (runny nose)

Conjunctivitis

**Complications**

**Y N U**

Croup

Otitis media

Diarrhea

Pneumonia

**Y N U**

Encephalitis

Thrombocytopenia

Other (specify): \_\_\_\_\_

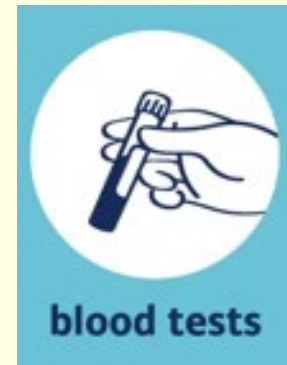
Did the patient develop hepatitis?

Did the patient die from measles or complications (including secondary infection) associated with measles?

If yes, date of death: // \_\_\_\_\_

## What are the next steps?

5. Continue to collect information and ascertain case using the WVEDSS measles case report form
6. Coordinate with DIDE to provide PCR testing via DHHR's OLS



# Measles Testing

	PCR – preferred test	Serology
Detects	measles virus RNA	IgM, IgG
Collection method	NP or throat swab & Urine	Venipuncture
When to collect	NP/throat swab – ASAP after rash onset	At the same time as the NP swab
	Urine – additional opportunity to isolate virus after day 5 of rash onset	<p>IgM - detectable 1-4 days after rash onset</p> <p>IgG - detectable 7-10 days after rash onset</p> <ul style="list-style-type: none"> <li>Paired serum samples to detect significant rise in IgG</li> </ul>
Testing available through	OLS	Reference labs

## Important details to know...

### Where did the case-patient obtain measles?

7. Assess potential exposure during incubation period - ~21 days before prodrome/rash onset
  - Travel history or contact with someone who recently traveled
  - Contact with known measles case
  - Other activities and dates of attendance

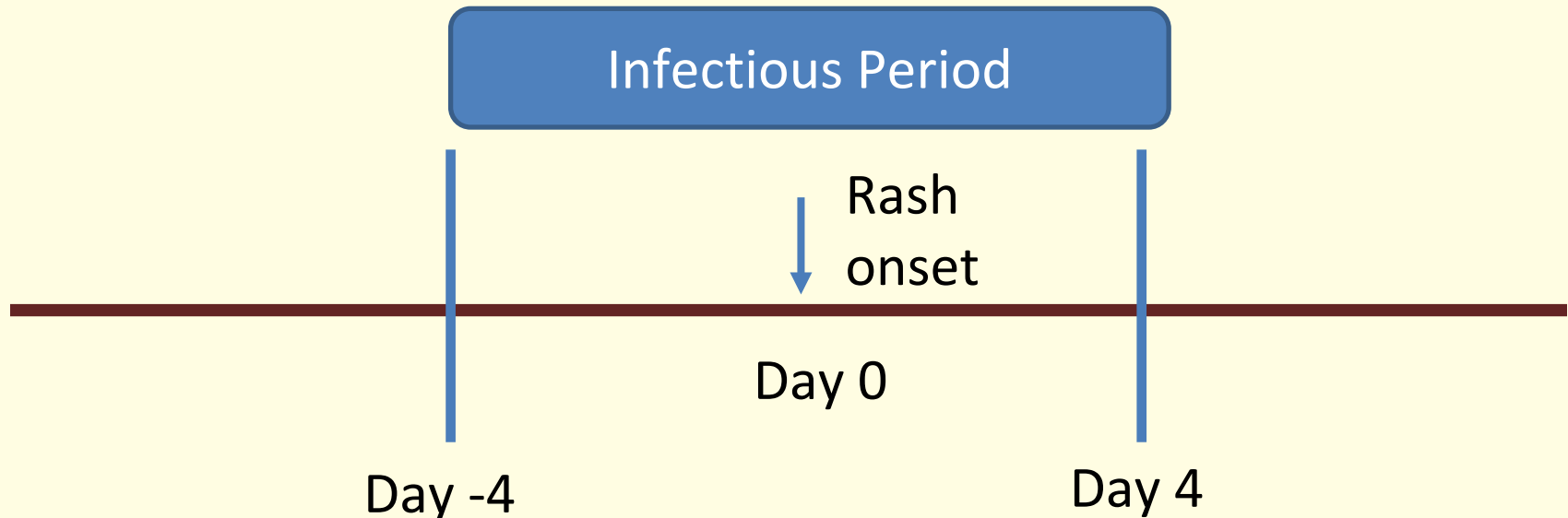
### Who was exposed to the case-patient during their infectious period?

8. Identify people who were in contact with the case-patient

# Infectious Period

## Important to remember:

- Measles is highly infectious
- Can remain in the air for up to two hours after patient leaves the room



# Scenario Update

You learn the family does not believe in vaccination. You also learn the infant was in daycare soon after the family returned from India and was there until the day she became ill. You also learned that a grandmother has been staying with the family. She did not go to India as she is recovering from breast cancer.

## What recommendations do you have for those around the infant?

- HCP caring for the child
  - Ensure they have evidence of immunity or vaccination
    - Two doses of MMR vaccine
    - Lab confirmation of prior measles infection
    - Lab evidence of immunity
  - Wear the appropriate personal protective equipment (PPE) regardless of their immunity status
- Susceptible HCP and visitors (no proof of immunity)
  - Not exposed - restrict from patient's room
  - Exposed – vaccinate with MMR within 72 hours of initial exposure
    - >72 hours – too late for post-exposure prophylaxis (PEP)
      - Quarantine or exclude from work per guidance



## High-level view of contact tracing steps and required information:

- Obtain case-patient's date of fever onset
- Establish infectious period dates
- Identify contacts exposed during case-patient's infectious period
- Document evidence of immunity for contacts (including HCP)
- Establish date of first exposure to case-patient
- Establish last date of exposure to case-patient
- PEP and quarantine as appropriate
  - MMR vaccine within 72 hours of initial exposure
  - If unable to receive MMR, administer immune globulin within six days
  - Susceptible HCP must be excluded from work regardless of PEP

## Recommendations are based on:

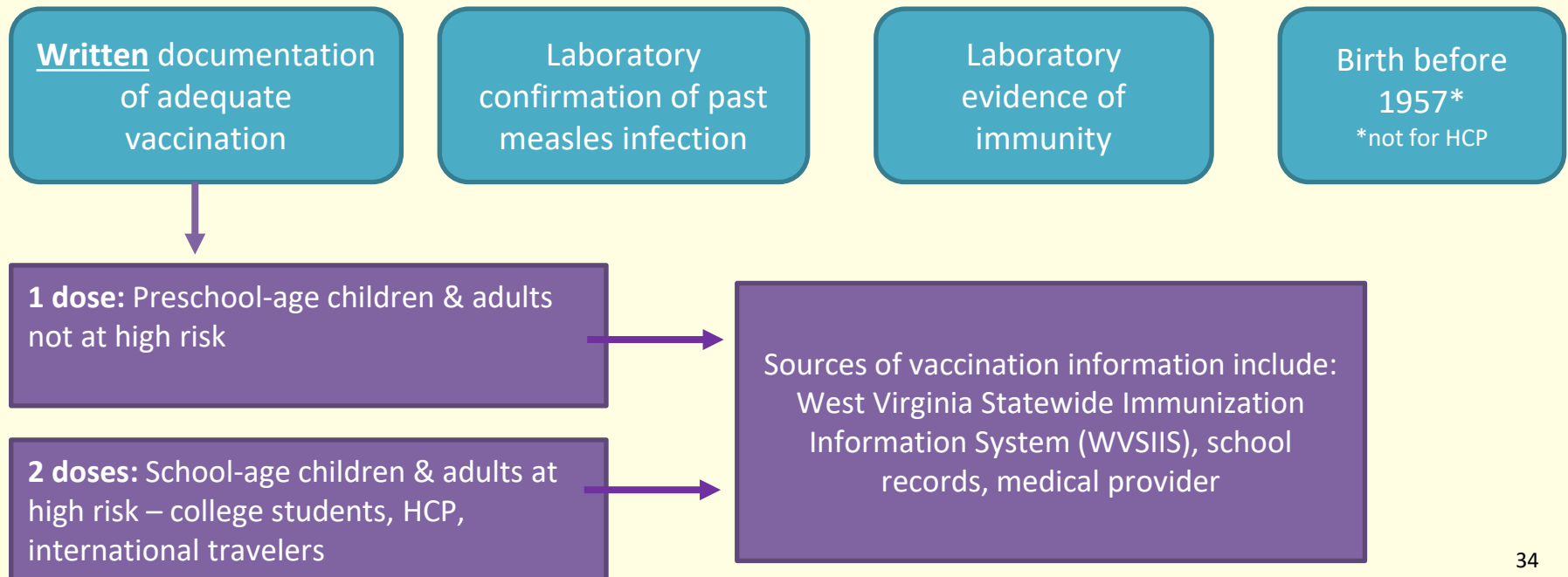
- Evidence of immunity to measles
- Age
- Setting (daycare/school and hospitals)
- Timing of exposure
  - Date of first exposure – vaccine and IG
  - Date of last exposure – quarantine and work exclusions
- Immunocompromising conditions
  - Grandmother would require immune globulin within 6 days of initial exposure and home quarantine

Resources available to guide follow-up.

# Evidence of Immunity

## Establish immunity or vaccine status of contacts.

Acceptable presumptive evidence of immunity against measles includes at least **one** of the following:



## **In this scenario, who are the potential contacts?**

For all confirmed and suspected measles cases, do not wait to initiate contact tracing and control measures.

- Family members and other household contacts
- HCP who came in contact before patient placed on airborne precautions
- Daycare staff and attendees
- Anyone who shared air space with the case-patient – including up to two hours after the patient left the room

# Completing the Investigation in WVEDSS

## Completing the investigation in WVEDSS

- Timeframe
  - Two weeks for LHD to complete
  - One week for regional epidemiologist review
  - One week for state review
- Fields to pay attention to will vary based on condition. Examples include:
  - Case status – probable, confirmed, etc.
  - Vaccine history
  - Clinical information
  - Contacts
  - Serotype and antibiotic susceptibility patterns (for certain bacteria)
- Surveillance indicators

# Measles Case Definition

## Clinical Description

An acute illness characterized by:

- Generalized, maculopapular rash lasting  $\geq 3$  days; **and**
- Temperature  $\geq 101^\circ\text{F}$  or  $38.3^\circ\text{C}$ ; **and**
- Cough, coryza, or conjunctivitis.

## Case Classification

### Probable

In the absence of a more likely diagnosis, an illness that meets the clinical description with:

- No epidemiologic linkage to a laboratory-confirmed measles case; **and**
- Noncontributory or no measles laboratory testing.

### Confirmed

An acute febrile rash illness<sup>†</sup> with:

- Isolation of measles virus<sup>‡</sup> from a clinical specimen; or
- Detection of measles-virus specific nucleic acid<sup>‡</sup> from a clinical specimen using polymerase chain reaction; or
- IgG seroconversion<sup>‡</sup> or a significant rise in measles immunoglobulin G antibody<sup>‡</sup> using any evaluated and validated method; or
- A positive serologic test for measles immunoglobulin M antibody<sup>‡§</sup>; or
- Direct epidemiologic linkage to a case confirmed by one of the methods above

<sup>†</sup> Temperature does not need to reach  $\geq 101^\circ\text{F}/38.3^\circ\text{C}$  and rash does not need to last  $\geq 3$  days.


<sup>‡</sup> Not explained by MMR vaccination during the previous 6-45 days.

<sup>§</sup> Not otherwise ruled out by other confirmatory testing or more specific measles testing in a public health laboratory.

# Disease Surveillance Indicator

## What are surveillance indicators?

Surveillance indicators are surveillance information that measures adequacy of case investigations, timeliness of notification, timeliness of response, etc. (CDC)







Centers for Disease Control and Prevention  
CDC 24/7: Saving Lives, Protecting People™

## Manual for the Surveillance of Vaccine-Preventable Diseases

### Indicators for measles surveillance

- The proportion of confirmed cases reported to the NNDSS with complete information (clinical case definition, hospitalization, laboratory testing, vaccination history, date reported to health department, transmission setting, outbreak related, epidemiologic linkage, date of birth, and onset date)
- The interval between date of symptom onset and date of public health notification
- The proportion of confirmed cases that are laboratory confirmed
- The proportion of cases that have an imported source
- The proportion of cases for which at least one clinical specimen for virus isolation was submitted to CDC

# Scenario Conclusion

The case-patient's measles PCR came back positive. Thankfully, the LHD was able to provide guidance to the hospital and initiate timely contact tracing. All contacts received the appropriate PEP and there were no additional cases. The family now understands the importance of vaccines.

**Once again, the LHD saves the day!**



# Summary of Steps

## **To recap, the investigation steps from the scenario are:**

1. Ensure the appropriate precautions are implemented at the healthcare facility
2. Call the DIDE Epi on-call
3. Reference the disease protocol
4. Collect clinical information and ascertain the case using the case report form
5. Coordinate appropriate specimen collection and shipping to DHHR's OLS
6. Assess potential exposures to the case-patient during their incubation period
7. Identify contacts and recommend the appropriate PEP and quarantine/work restrictions
8. Complete the case investigation in WVEDSS

## Overall, why is disease investigation and surveillance important?

- Identify cases with reportable conditions
- Maintain elimination status of vaccine-preventable diseases
- Rapid identification can halt transmission through
  - Identification of contacts
  - PEP
  - Quarantine and work exclusion
- Contribute information via case investigation in WVEDSS
  - Impact of vaccine
  - Changes in the epidemiology
  - Antibiotic susceptibility patterns
  - Guide prevention efforts

# In Closing

When in doubt call DIDE **On-call Staff** at (304) 558-5358, ext. 2

- Determining if condition is reportable
- Laboratory result interpretation
- Consultation

It is okay to report even if you have preliminary information, e.g., child with rash resembling measles, lab report of suggestive of reportable disease.

# Contact Information

## **Stacy Tressler, PhD, MPH**

Vaccine-Preventable Disease Epidemiologist

West Virginia Department of Health and Human Resources

Bureau for Public Health

Office of Epidemiology and Prevention Services

350 Capitol Street, Room 125

Charleston, West Virginia 25301

Phone: (304) 558-5358

Fax: (304) 558-6335

Email: [stacy.r.tressler@wv.gov](mailto:stacy.r.tressler@wv.gov)

[www.oeps.wv.gov](http://www.oeps.wv.gov)